



FIJI

Fact Sheet

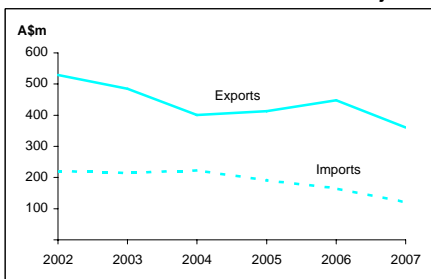
General information:

Fact sheets are updated biannually; May and September

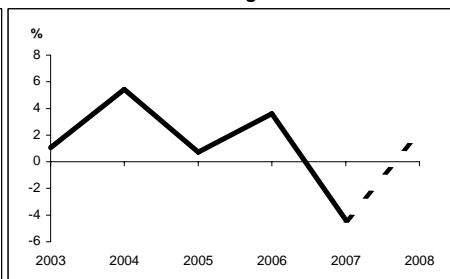
Capital:	Suva	Head of State:	
Surface area:	18.3 thousand sq km	President HE Ratu Josefa Iloilovatu Uluivuda	
Official language:	English	Head of Government:	
Population:	869,000 (2007)		
Exchange rate:	A\$1 = F\$1.3859 (Feb 2008)		

Recent economic indicators:	2003	2004	2005	2006	2007(a)	2008(b)
GDP (US\$bn) (current prices):	2.3	2.7	3.0	3.2	3.4	3.7
GDP PPP (US\$bn) (c):	3.1	3.3	3.5	3.7	3.7	3.8
GDP per capita (US\$):	2,761	3,221	3,467	3,674	3,921	4,252
GDP per capita PPP (US\$) (c):	3,644	3,882	4,100	4,344	4,230	4,367
Real GDP growth (% change YOY):	1.1	5.4	0.7	3.6	-4.4	2.0
Current account balance (US\$m):	-88	-300	-341	-552	-507	-669
Current account balance (% GDP):	-3.8	-11.0	-11.5	-17.4	-14.9	-17.9
Goods & services exports (% GDP):	60.8	56.1	58.8	56.7	55.9	na
Inflation (% change YOY):	4.2	2.8	2.4	2.5	4.8	3.0

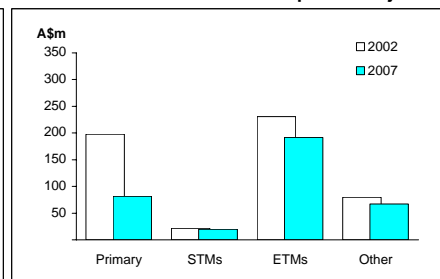
Australia's merchandise trade with Fiji



Real GDP growth



Australia's merchandise exports to Fiji



Australia's trade relationship with Fiji (d):

Australian merchandise trade with Fiji, 2007:		Total share:	Rank:	Growth (yoy):
Exports to Fiji (A\$m):	360	0.2%	37th	-19.6%
Imports from Fiji (A\$m):	120	0.1%	55th	-27.5%
Total trade (exports + imports) (A\$m):	480	0.1%	43th	-21.8%

Major Australian exports, 2007* (A\$m):

Woven cotton fabrics	13
Woven synthetic fabrics	11
Wheat	10
Liquefied propane & butane	8

Major Australian imports, 2007 (A\$m):

Clothing	73
Cereal preparations	15
Vegetables	6
Made-up articles of textile materials	4

*Includes A\$67m of confidential items and special transactions, 19% of total exports.

Australia's trade in services with Fiji, 2007:

		Total share:
Exports of services to Fiji (A\$m):	145	0.3%
Imports of services from Fiji (A\$m):	724	1.6%

Major Australian service exports, 2007 (A\$m):

Personal travel excl. education	54
Transportation	32

Major Australian service imports, 2007 (A\$m):

Personal travel excl. education	586
Transportation	79

Fiji's global merchandise trade relationships:

Fiji's principal export destinations, 2007:

1	Singapore	18.6%
2	United States	14.7%
3	United Kingdom	14.2%
4	Australia	13.3%

Fiji's principal import sources, 2007:

1	Singapore	34.2%
2	Australia	22.8%
3	New Zealand	17.7%

Compiled by the Market Information and Analysis Section, DFAT, using the latest data from the ABS, the IMF and various international sources.

(a) All recent data subject to revision; (b) IMF forecast; (c) PPP is purchasing power parity; (d) Total may not add due to rounding.

na Data not available.